



# Filling the gaps

Peter Burnett,  
Head of Information Sharing,  
& International Strategy  
NISCC.

# CERTs are not the only fruit

- CERT
- CSIRT
- CIRT
- CIRC
- CERT (US-CERT)

# Information Sharing

- Filter Warnings, alerts, advisories
- Share Advice & Best Practice
- Trusted Reporting point for incidents
- WARPs
  - (Warning, Advice & Reporting Points)

# WARPs



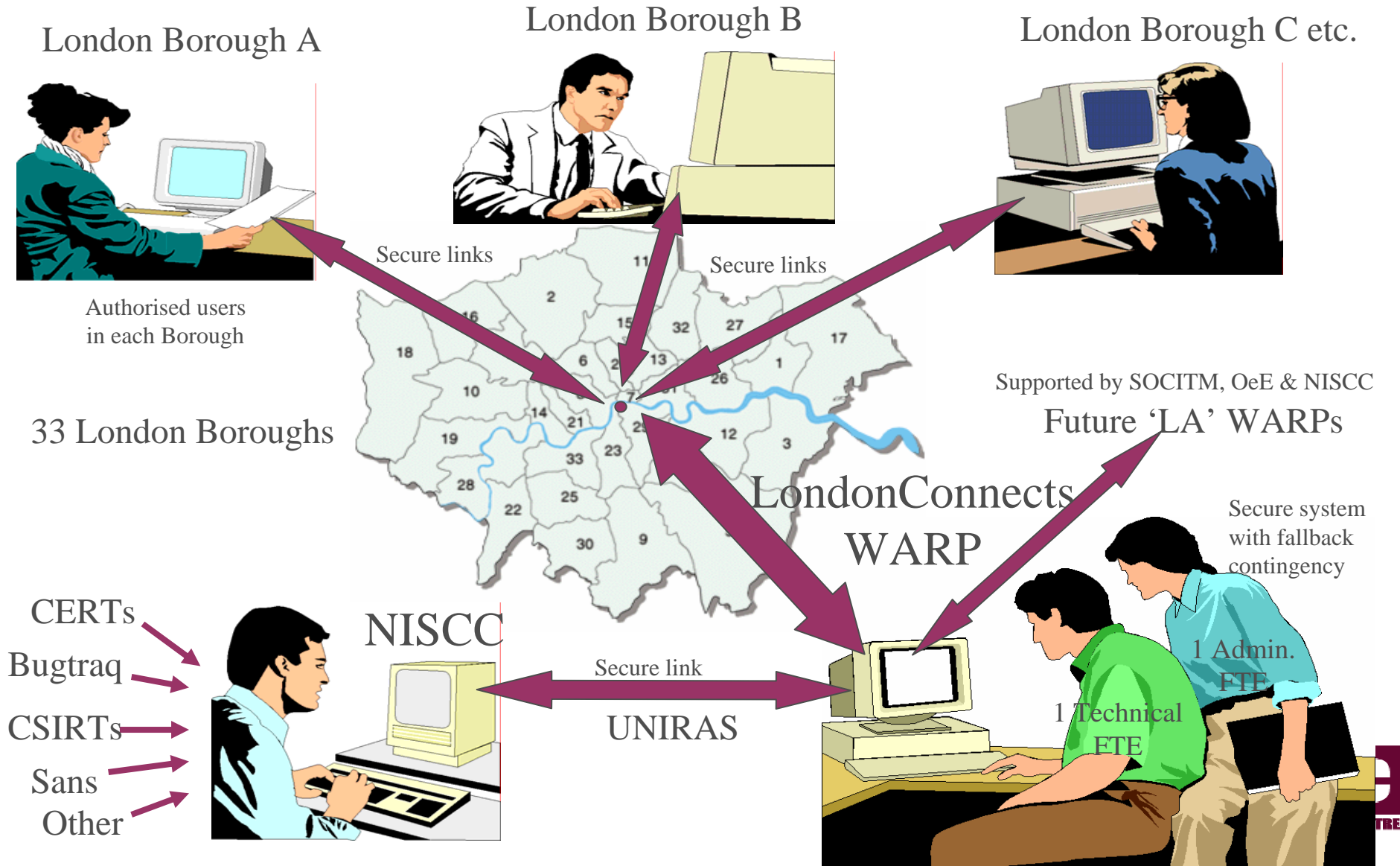
# WARPs

## *The Vision*

- WARPs will become endemic across the UK, and beyond
  - Self-replicating
  - Free-standing
  - Self-regulating
  - Cooperative
  - Complementary to CERTs

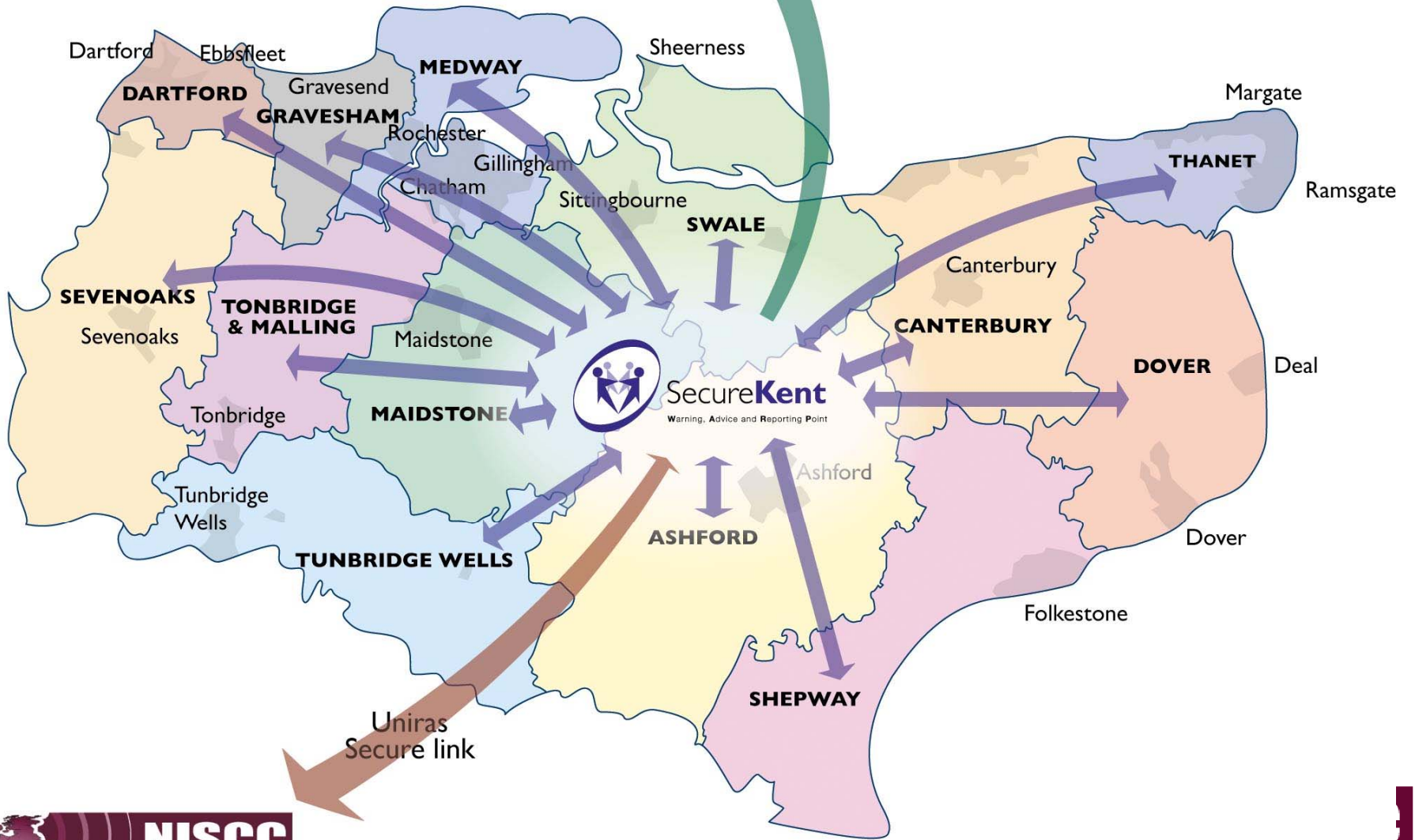


# WARP for London Boroughs [www.lcwarp.org](http://www.lcwarp.org)





Secure Kent speaking to other WARPS



# WARPs

## The WARP Register

- Operational WARPs
  - 2 LA, 1 Voluntary sector
- Imminent WARPs,
  - North-East LA , Police,
  - SMEs
  - Home Users, Secty +
- Serious interest
  - Several LAs
  - 2 Central Govt Depts
- International
  - NL
  - US
  - S.America



# The WARP TOOLBOX



# WARP

Warning, Advice and Reporting Point

Release 2 now available at [www.warp.gov.uk](http://www.warp.gov.uk)



# Filtered Warnings Application

The screenshot displays the WARP application interface. At the top left is the WARP logo with the tagline "Warning, Advice and Reporting Point". At the top right is the NISCC logo and a "Logoff" button. Below the logo is a navigation bar with links for "Home", "My Details", "My Subscription", "News", and "Alerts".

The main content area is divided into several sections:

- My Services:** Includes links for "My Subscription", "Alert Chronicle", "News Chronicle", and "My Details".
- News:** Includes links for "News Management" and "New News".
- Latest Five Alerts:** A list of recent alerts with severity indicators and titles, such as "Low Severity Warning Virus warning - W32/Bagz-D", "Low Severity Advisory Bypassing MS Windows XP SP2 firewall", "Normal Severity Advisory Multiple Vulnerabilities in Microsoft Internet Explorer", "Low Severity Advisory Sun Solaris LDAP and RBAC Privilege Escalation Vulnerability", and "Low Severity Advisory RIM Blackberry Meeting Request Message 'Location' Header DoS".
- Subscription Tree:** A hierarchical tree view for selecting categories of interest. It includes instructions: "Please select the categories of interest to which you want to receive alerts. To select a category or branch, simply tick the branch and all the items under it will be selected." and "This means there are one or more items under this category." and "This item has been selected but you have not selected any of its sub-items." The tree shows categories like "All Categories", "Good Practice", "Incident/Threat", "Target Groups", "Incident Types", "Motive & effect", "Threat types", "Vulnerabilities/Fixes", "Cisco", "HP", "Linux/Apache", "Microsoft", "MS Bundled Windows Software", "MS Developer Products", "MS Office/Business Products", "MS Home Products", "MS Server Products", "MS Windows Operating Systems", "Windows CE", "Windows 2000", "Windows XP", "Windows 3.x", "Windows 95", "Windows 98", "Windows NT", "Windows 2003", "Sun Microsystems", and "Apple".

At the bottom of the Subscription Tree section are "Save" and "Close" buttons. A "Logoff" button is also visible in the top right corner of the application area.

# Filtered Warnings Application

**WARP**  
Warning, Advice and Reporting Point

NISCC

Logoff

Home    My Details    My Subscription    News    Alerts

**My Services**  
My Subscription  
Alert Chronicle  
News Chronicle  
My Details

**News**  
News Management  
New News

**Alerts**  
Alert Management  
New Alert

**Users**  
User Management  
New User

**Management**  
Tree Management  
Configuration Management  
Eventlog

**Latest Five Alerts**

High Severity Warning  
NGSSoftware Insight Security  
Research Advisory - MySQL  
Authentication Bypass

High Severity Warning  
This is an example title

### Subscription Tree

Please select the categories of interest to you below, you can select as many or few as you like. If you want to receive alerts for all items under a certain branch, simply tick the branch and all the sub-items will be selected automatically. When you are happy with your selection click 'Save' to commit your changes.

- This means there are one or more items selected below this branch.
- This item has been selected but you have not yet saved your changes

All Categories

Movie showing how easy it is to select the information you want to receive from the Filtered Warnings Service

# Why WARPs will make the world a better place

- Better Protection of systems
- Filtering service of Warnings & Advisories
- Source of Advice
- Forum for Exchange of Best Practice
- Source of Benchmarking Information
- Highly Relevant Early Warnings
- Improved Awareness generally
- Reduction in the background threat
- Complementary to CERTs/CSIRTs



*What do you need to set up a WARP?*


# Setting up a WARP - the essentials

- The WARP Toolbox – [www.warp.gov.uk](http://www.warp.gov.uk)
- A community
- A ‘champion’
- Minimal funding/resources
- The right ethos
- Registration
- [Filtered Warning Software]

# WARPs and CERTs

- **What's in it for you ?**
  - The WARP Toolbox
  - Filtered Warnings Software
  - Increased Reach
  - More effective delivery
  - Increased Reporting
- **What is the price ?**
  - Support WARPs
  - Display the brand
  - Become an Affiliate
  - Agree to the Code of Practice
  - Apply

# The WARP TOOLBOX



**WARP-POG-ÜK**



*Any Questions ?*



Sharing is Protecting  
(contact : [peterb@nisc.gov.uk](mailto:peterb@nisc.gov.uk))